



# ITEM # FDOLLY182 / ITEM # HDFDOLLY2 ASSEMBLY INSTRUCTIONS



2 Long Pieces



2 Short Pieces

**REVIEW CONTENTS  
BEFORE ASSEMBLY**



Bolt  
16 Pieces



16 Pieces  
Lock Washer



16 Pieces  
Washer




4 Pieces  
Swivel Casters



1 Piece  
Hex Key

**A**

**PLACE CARPET  
SIDE DOWN, THEN  
PLACE LONG  
PIECE ON TOP**



**B**

**POSITION SWIVEL  
CASTER AT CORNER,  
THEN SCREW BOLT,  
LOCKWASHER AND  
WASHER USING  
HEX KEY.**

**DO NOT TIGHTEN  
COMPLETELY.**



**C**

**ATTACH ALL CASTERS. USE HEX  
KEY AND LOOSELY ATTACH ALL  
BOLTS. ONCE ALL 4 CASTORS  
HAVE BEEN ATTACHED, YOU CAN  
SECURELY TIGHTEN ALL BOLTS  
BEFORE USE.**

