

FFBAT25 / FFBAT40

25" / 40" Folding Bamboo Table

Assembly Instructions

Max Weight Capacity 66 Lb



READ ALL INSTRUCTIONS AND WARNINGS BEFORE USING THIS PRODUCT.

This manual provides important information on proper operation & maintenance. Every effort has been made to ensure the accuracy of this manual. These instructions are not meant to cover every possible condition and situation that may occur. We reserve the right to change this product at any time without prior notice.

**IF THERE IS ANY QUESTION ABOUT A CONDITION BEING SAFE OR UNSAFE,
DO NOT USE THIS PRODUCT!**

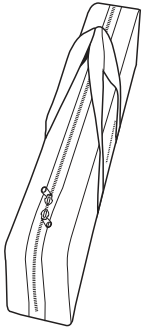
DO NOT RETURN THIS PRODUCT TO THE RETAILER - CONTACT CUSTOMER SERVICE.

If you experience a problem, have questions or need parts for this product, visit our website <http://www.buffalotools.com> or call Customer Service at 1-636-532-9888, Monday-Friday, 8 AM - 4 PM Central Time. A copy of the sales receipt is required.

**KEEP THIS MANUAL, SALES RECEIPT & APPLICABLE WARRANTY FOR
FUTURE REFERENCE**

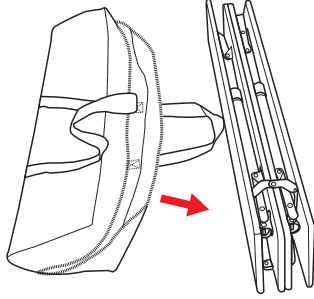
ASSEMBLY INSTRUCTIONS

1



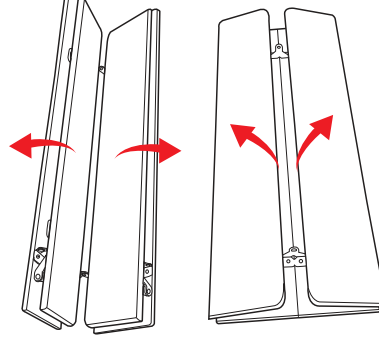
Locate carry bag.

2



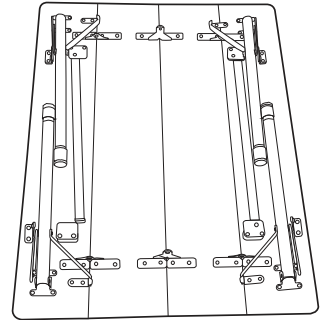
Remove folded table from carry bag.

3



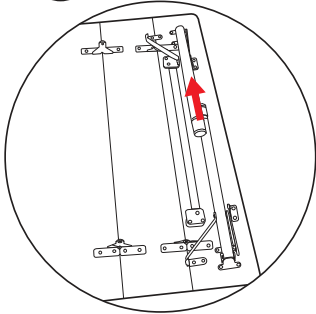
Unfold the table.

4



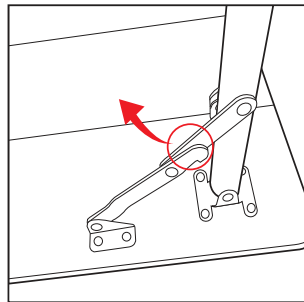
Place table on soft, flat surface.

5



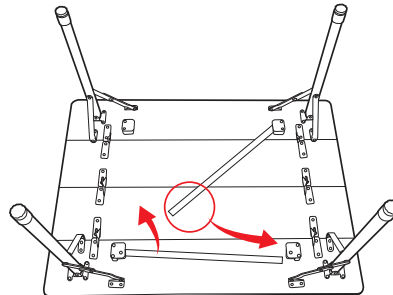
Unfold table leg.

6



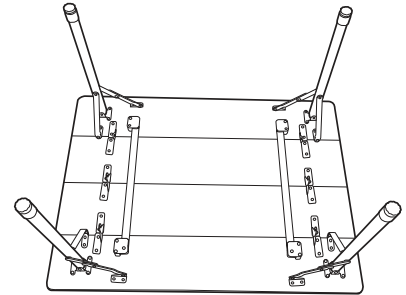
Securely lock the mechanism.

7



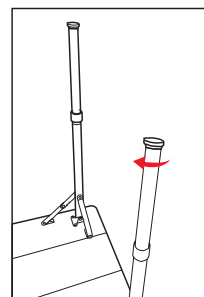
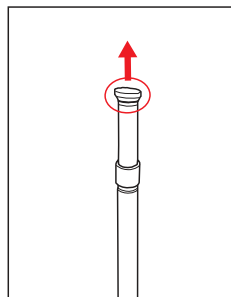
Reposition the table support arms.

8



Secure both table support arms.

9



Adjust the table height by rotating the leg and extending it up and down.

DIMENSIONS:

FFBAT25 : 25 inch W x 19.6 inch L

FFBAT40 : 40 inch W x 25.5 inch L

Adjustable Height: 17 inch to 25.5 inch

Adjustable Height: 17 inch to 25.5 inch