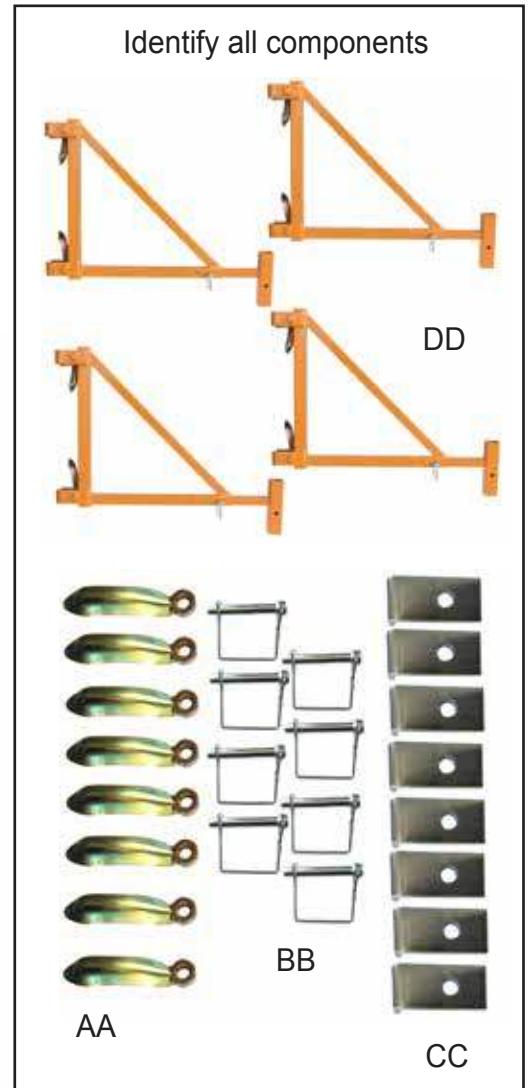



ITEM # GSAOSET

4 Piece Set Adjustable Outriggers Instructions

- Use For Support When Stacking GSSI Scaffold
- Measures 1.5" Thick
- Durable Steel Construction
- Powder Coat Paint Finish
- 9 settings:
 - Assembled Setting A: 21"H x 33.5"D x 2.5" W
 - Assembled Setting B: 21"H x 32"D x 2.5" W
 - Assembled Setting C: 21"H x 30"D x 2.5" W
 - Assembled Setting D: 21"H x 28.5"D x 2.5" W
 - Assembled Setting E: 21"H x 27"D x 2.5" W
 - Assembled Setting F: 21"H x 25.5"D x 2.5" W
 - Assembled Setting G: 21"H x 23.5"D x 2.5" W
 - Assembled Setting H: 21"H x 22"D x 2.5" W
 - Assembled Setting I: 21"H x 20.5"D x 2.5" W
- Casters Not Included
- Includes (8) Connector Pins (BB),
(8) Support Brackets (AA), (8) Clamps (CC)
(4) Adjustable Outriggers (DD)



Note the 9 different adjustment settings. Position (A) gives the most support, when fully extended.


NOTE: When building a tower, you must use the casters that are already included with each Scaffold.



Use the Connector Pins (BB) to attach the Casters to Outrigger.



Use the Support Bracket (AA) to tighten the Clamps (CC) and connect the outrigger to the scaffold.



Choose one of the nine settings, then use the Connector Pins (BB) to lock the outrigger in place.