



ITEM # FDOLLY182 / ITEM # HDFDOLLY2 ASSEMBLY INSTRUCTIONS



2 Long Pieces



2 Short Pieces

**REVIEW CONTENTS
BEFORE ASSEMBLY**



Bolt
16 Pieces



16 Pieces
Lock Washer



16 Pieces
Washer




4 Pieces
Swivel Casters



1 Piece
Hex Key

A

**PLACE CARPET
SIDE DOWN, THEN
PLACE LONG
PIECE ON TOP**



B

**POSITION SWIVEL
CASTER AT CORNER,
THEN SCREW BOLT,
LOCKWASHER AND
WASHER USING
HEX KEY.**

**DO NOT TIGHTEN
COMPLETELY.**



C

**ATTACH ALL CASTERS. USE HEX
KEY AND LOOSELY ATTACH ALL
BOLTS. ONCE ALL 4 CASTORS
HAVE BEEN ATTACHED, YOU CAN
SECURELY TIGHTEN ALL BOLTS
BEFORE USE.**

