

# Follow This Step-By-Step Guide To Using Your Generator

## 1 Remove Generator From Package

## 2 Add Oil

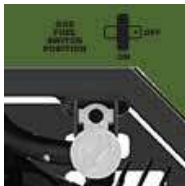
Oil Type: SAE10W-30 Oil (Must add BEFORE first use)  
Oil Capacity: 20.2 fluid oz  
Because this generator includes Low Oil Shut Off, the generator will not start with low oil. Start out with 20.2 oz, then **fill until almost overflowing.**

## 3 Add Fuel

Unleaded gasoline only octane rating of 87 or higher  
Maximum Capacity: 3.1 Gallon fuel tank

## 4 Start The Generator

- Use the generator **OUTDOORS** in a **WELL VENTILATED AREA**.
- **DO NOT CONNECT** electrical devices until **AFTER** the generator is started.
- Turn Power Switch to **ON**
- Turn **FUEL PETCOCK** to **ON** (Figure A)
- Adjust the **CHOKE** Lever Position to **CLOSED/START** (Figure B)
- Start the generator manually with the **Recoil** (Pull) Start.
- Once the engine has started, **GRADUALLY** move the choke lever to the "OPEN TO RUN" position until the engine levels off. Then let the engine run approximately 5 minutes **BEFORE** adding appliances or tools.
- You can now connect electrical devices.



Fuel Petcock (Figure A)



Choke (Figure B)

## GEN3000IOF

3,000 Surge / 2,850 Running Watts

### UNLEADED GASOLINE FUEL

#### GENERATOR SPECIFICATIONS:

- 2 - 120V A/C Outlets
- 1 - 120V RV Outlet
- 2 x USB Ports
- Recoil Start
- Parallel Port Output Capability (Parallel Cable Available Separately)
- Sine Wave Output For Sensitive Electronics
- 5.5 HP OHV Engine
- Displacement: 208cc
- Phase: Single
- AC Voltage: 120V @ 60Hz
- Decibel Rating <65 db @ 24 Feet
- Complies with EPA emissions
- Engine Run Time: 8 Hours @ 50% Load
- Fuel Tank Capacity: 3.1 Gallon
- **DO NOT** use E85, gas/oil mix, or modify the engine to run on alternate fuels.
- High Altitude Use: This generator is not recommended for high altitude use 3,000 feet above sea level.
- If you are using a generator at 3,000 feet above sea level, the generator may not function properly because of air flow getting through the carburetor.
- Warranty: 2 YEAR Limited Emissions
- Warranty: 1 YEAR Limited

**OIL IS NOT INCLUDED WITH THIS GENERATOR. IT IS SOLD SEPARATELY.**

Read and understand instruction manual before using generator.

## WARNING

**IF THERE IS ANY QUESTION ABOUT A CONDITION BEING SAFE OR UNSAFE, DO NOT OPERATE THIS PRODUCT!**


Always follow Warning labels placed on the generator, and read and follow all Warning labels included inside the Product Manual.

**WARNING:** NEVER use a generator inside a home or a garage, EVEN IF the doors and windows are open.

ONLY USE OUTSIDE and far way from windows, doors and vents leading into an enclosed area.

Using a generator indoors can kill you in minutes. The generator produces an exhaust that contains carbon monoxide. This is a poison you cannot see or smell.

Do not attach a chain or rope to secure the generator to a post as this can be difficult to remove in the event of an emergency.



**TOLL-FREE NATIONWIDE HELP LINE! 866-460-9436**

### ATTENTION

**CO WARNING ALERT!**

This generator includes a built-in Carbon Monoxide Warning Alert! The generator will automatically shut-off if dangerous levels of Carbon Monoxide is detected.


**Need Help? Call Customer Service!  
Monday-Friday 8:00 AM - 4:00 PM Central Time**

**SPORTSMAN**

# GEN3000IOF

3,000 Surge / 2,850 Running Watts

**UNLEADED GASOLINE FUEL**



DO NOT CONNECT electrical devices until AFTER the generator is started.

**ATTENTION**  
**CO WARNING ALERT!**

This generator includes a built-in Carbon Monoxide Warning Alert! The generator will automatically shut-off if dangerous levels of Carbon Monoxide is detected.

**WARNING** Carbon monoxide (also known as CO) can be dangerous for humans and pets. Carbon monoxide poisoning can lead to death in a very short time. It is called "the silent killer" because it is odorless, tasteless and invisible; you may be exposed without knowing it.

**NOTE:** The indicator will light RED and the engine will shutdown if dangerous Carbon Monoxide levels are detected. The engine will not restart for 5 minutes. If an error in the carbon monoxide system is detected, the indicator will blink YELLOW and the engine will shutdown for five minutes.

**READ MANUAL FOR COMPLETE CO WARNING INSTRUCTIONS!**

**WARNING! IF DANGEROUS CARBON MONOXIDE LEVELS ARE DETECTED, ENGINE WILL SHUTOFF**

**AUTOMATIC SHUTOFF - YOU MUST:**

MOVE GENERATOR TO AN OPEN, OUTDOOR AREA. POINT EXHAUST AWAY. DON'T RUN GENERATOR IN ENCLOSED AREAS (E.G. NOT IN HOUSE OR GARAGE).

The indicator will light RED and the engine will shutdown if dangerous CO levels are detected. The engine will not restart for 5 minutes. If an error in the carbon monoxide system is detected, the indicator will light YELLOW.

MOVE TO FRESH AIR AND GET MEDICAL HELP IF SICK, DIZZY OR WEAK.

**WARNING**

**IF THERE IS ANY QUESTION ABOUT A CONDITION BEING SAFE OR UNSAFE, DO NOT OPERATE THIS PRODUCT!**

Always follow Warning labels placed on the generator, and read and follow all Warning labels included inside the Product Manual.

**WARNING: NEVER use a generator inside a home or a garage, EVEN IF the doors and windows are open.**

ONLY USE OUTSIDE and far way from windows, doors and vents leading into an enclosed area.

Using a generator indoors can kill you in minutes. The generator produces an exhaust that contains carbon monoxide. This is a poison you cannot see or smell.

Do not attach a chain or rope to secure the generator to a post as this can be difficult to remove in the event of an emergency.

**TOLL-FREE NATIONWIDE HELP LINE! 866-460-9436**

**Need Help? Call Customer Service!  
Monday-Friday 8:00 AM - 4:00 PM Central Time**

